

COMBISAFE BARRIER SYSTEM

EDGE PROTECTION FOR CONCRETE FRAMES



Formwork Direct's Combisafe system works effortlessly with concrete frames, in-situ concrete and precast concrete projects. With a wide range of flexible solutions combining all the benefits of edge protection pre-planning with the versatility of a proven, easy to manage barrier system that saves time and money on-site.


The barrier is light to carry and easy to manoeuvre for improved transport and on-site handling.

The system that was developed to span trades, accommodating their different edge protection needs at different phases of a construction project, the Combisafe Steel Mesh Barrier is designed in compliance with EN13374, Class A, B & C.

COMBISAFE BARRIER SYSTEM


COMPONENTS FOR CONCRETE FRAMES

Formsafe Barrier 260



Lightweight, versatile barrier that provides hard-mesh coverage with impact-absorbing capacity. Each weld can withstand a force of 500kg. Designed with closed return for greater debris containment, and with reinforced edges to prevent site damage. Guardrails, toeboard and debris mesh in one product.

Formsafe Barrier 130



Lightweight, versatile barrier that provides hard-mesh coverage with impact-absorbing capacity. Each weld can withstand a force of 500kg. Designed with closed return for greater debris containment, and with reinforced edges to prevent site damage. Guardrails, toeboard and debris mesh in one product.

Multi Foot



Used for horizontal surface applications, most commonly at the slab edge. The three points of support allow accurate installation on an uneven surface and ensure that the anchor load is correctly controlled. The Multi Foot can be fitted using a variety of anchors appropriate to the base material.

Multi Clamp



Versatile attachment that covers a wide range of applications. It can clamp horizontally or vertically over a thickness ranging from 20mm up to 510mm using the reversible jaw. The heavy-duty coarse thread is quick to set, and tightened using a hammer. It is also robust to withstand site treatment.

Power Post



Provides easy access to the compression unit allowing compression to be adjusted as the slab starts to relax. A load indicator is visible through the mesh barrier. For added safety, the compression thread is protected by a steel tube/ carrying handle.

Power Post Extension



Extends the reach of the Power Post from 3.5 metres up to 4.2 metres.

Power Post Holder (Upper)



Used to install a second barrier on top of a bottom barrier. This holder is fitted to the Lower Holder using the included wing nut.

Power Post Holder (Lower)



Used to install the bottom barrier, this holder is fitted with a Quick Clamp mount. Can be quickly fitted and adjusted to the desired height once Power Post has been installed.

Power Post Foot



Can be used to secure the Power post to the floor when a positive mechanical anchor is required. A heavy duty component for tough applications, the foot can be connected to the Power Post prior to installation.

Soffit Grip



The Soffit Grip is placed on top of the upper post and firmly secured with a clip. When compressing the post against the soffit, the spikes apply a firm grip preventing the system from sliding in case of accident or severe weather conditions.

COMBISAFE BARRIER SYSTEM

COMPONENTS FOR CONCRETE FRAMES

Gap Closer



The Gap Closer is used to fill gaps, voids, returns, and to protect against sharp ends and edges. It will fill gaps between 100mm and 500mm. It is held in place by four straps, and forms a smooth curve between the attached edges, protecting sharp corners and solving a vast range of edge protection continuity problems.

Stair Attachment




Used to support systems on stairs, permitting access to both the top surface and the soffit. Two spurs/studs are pushed into the concrete during installation stabilising the single point fixing. The Safety Post is positioned 90mm off the edge of the stairs, creating space for finishes and nosings.

Stair Angle Attachment



Accessory to the Multi Clamp to hold the clamp in place on the angled soffit of the stairs. The tube is fitted to the clamp's lower leg, and the hook engages on the step riser. This restrains the clamp assembly.

Stair Barrier




The Stair Barrier is designed for staircase slopes of 30° and provides continuous edge protection along staircases. It can also be raised to allow access to work on the outside edge of the stair unit. Stair Barriers can be fitted to either side of the staircase.

Safety Posts



When mounted in the various attachments and combined with the Steel Mesh Barrier, forms a safe fall prevention solution. Can be used on its own or with Steel Mesh Barrier Holder. Available in a variety of lengths.

Steel Mesh Barrier Make-up



Used together with the Steel Mesh Barriers to gain extra coverage height. Available for both Formsafe Barrier 260 and Formsafe Barrier 130.

Steel Mesh Barrier Hinge



A small and simple device to fasten Steel Mesh Barriers together. The Steel Mesh Barrier Hinge will also allow easy access. Corners can be created at any angle between 76° and 284° when attached to the end of the barriers, but can also provide angled corners at any position along the barrier.

COMBISAFE BARRIER SYSTEM

EDGE PROTECTION FOR CONCRETE FRAMES

Product Detail	Information
Barrier Lengths	130 260 cm
Barrier Heights	115 cm
Mounting System	Multifoot Multiclamper Power Post Power Post Extension Power Post Holder (Upper/Lower) Power Post Foot Soffit Grip Stair Attachment Gap Closer Stair Angle Attachment Stair Barrier Safety Post SMB Makeup SMB Hinge
Application Range	Concrete slab concrete stairs concrete balconies slab formwork steel joists
Relevant norms	EN13374 A, B and C
Special features	<ul style="list-style-type: none"> • Closed Toeboard • Reinforced edges • Steel mesh protection with impact absorbing capacity • Weighs under 20kg

Advantages



Lightweight, versatile system for speedy erection



Designed in compliance with EN13374, Class A, B & C



Combines guardrails, toeboard and debris mesh in one product